

BID



How to bid online.

Please follow the instructions below to allow yourself to launch our on-line bidding service.

Please ensure you only use Internet Explorer to bid ONLINE to avoid any issues



Step 1. Registration

In order to be approved to bid ONLINE for a Morris Leslie Sale you must first of all completed an on-line registration form. This can be found here.

<http://morrisleslie.live-bid.tv/registrationform.aspx>

Points to remember:

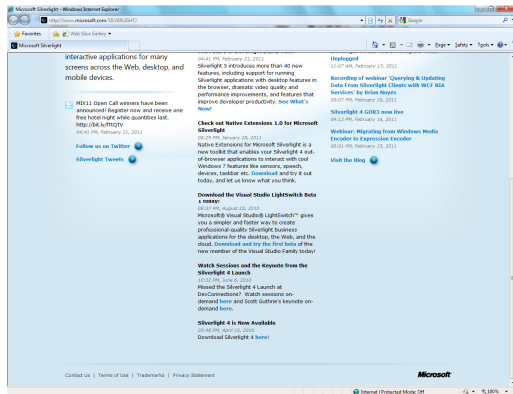
- Registration for on line bidding closed at 4pm GMT the day before the sale. No late registration will be permitted.
- A £500 deposit is required to be taken before you receive your Live Bid login details.
- Registration will only be permitted on FULL completion of a registration form. Failure to complete the form in full will result in a delayed and possible non registration.
- Registration must be completed using a valid Credit/Debit card only.
- Please add enquiries@morrisleslie.co.uk to your email account safe senders list to ensure you receive your registration details.

Step 2. Installing Microsoft Silverlight

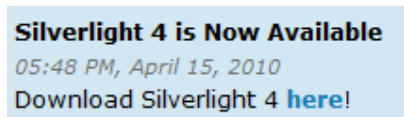
To enable you to be able to see and hear our sale you will require to install Microsoft Silverlight.

To do this please go to the link below to download this software.

<http://www.microsoft.com/SILVERLIGHT/>



At the bottom of this page you will see a link saying:



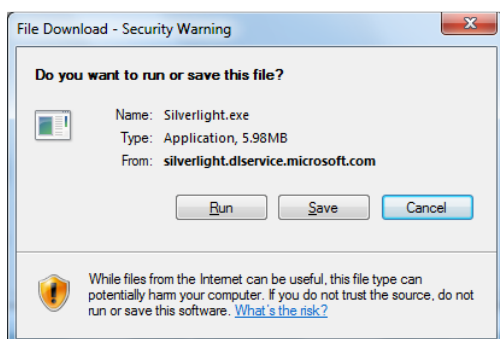
Click this link.

Then click on "Click to Install"

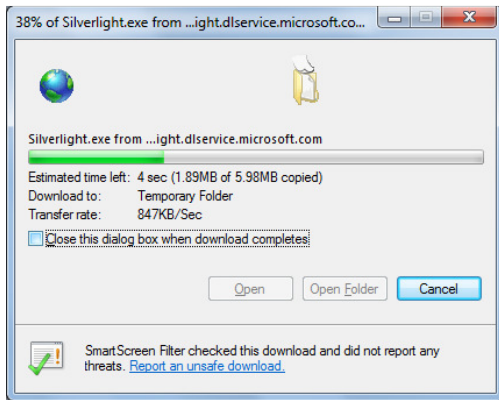


You will then get a popup as below:

Click on RUN



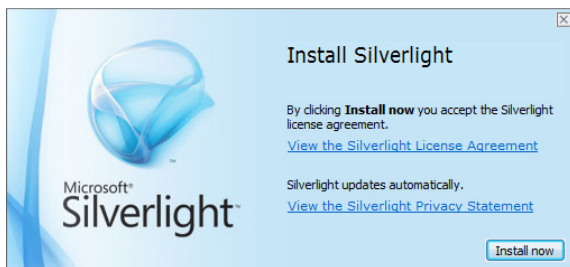
This will then start downloading Microsoft Silverlight. This will only take a few seconds




Once complete click on RUN again (as below)




Now click Install Now



This will now begin installing Microsoft Silverlight

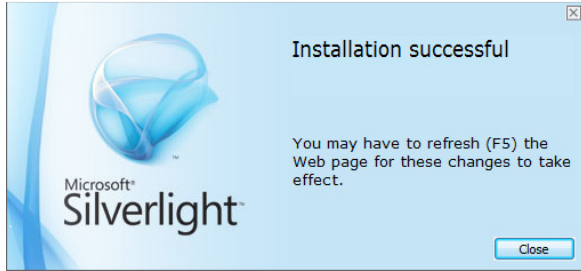


Then click on Next



Once complete you will see the Install Successful Message (as below).

Click Close



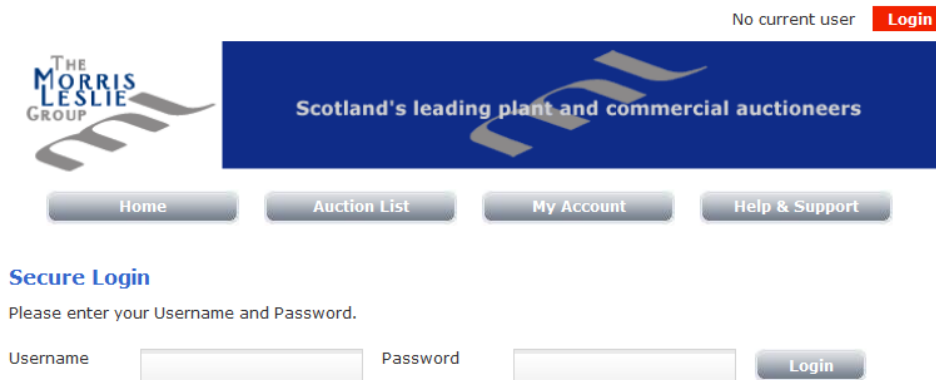
You can now close any open Internet Explorer windows you have open

Step 3. Launching Morris Leslie Live Bid

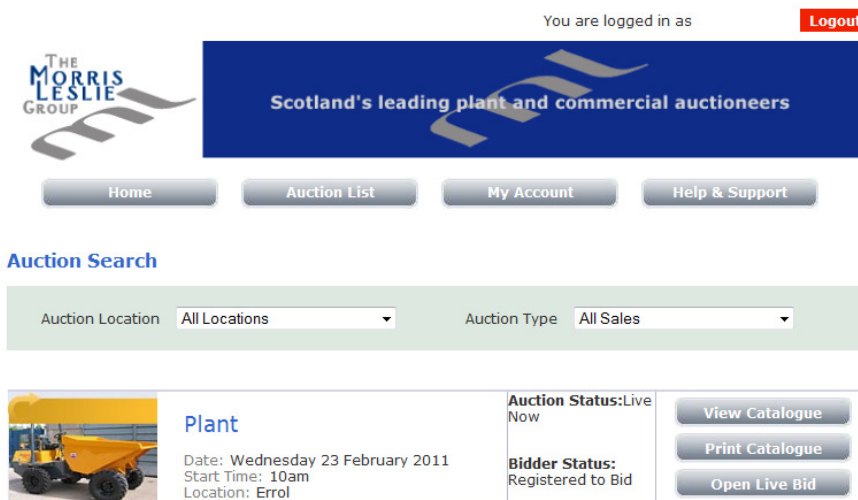
Now open a new internet explorer window and go to:

<http://morrisleslie.live-bid.tv/>

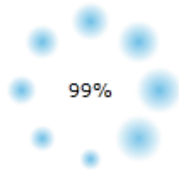
Enter the username and password you have been email following registration in step 1 and then click Login



Now click on OPEN LIVE BID

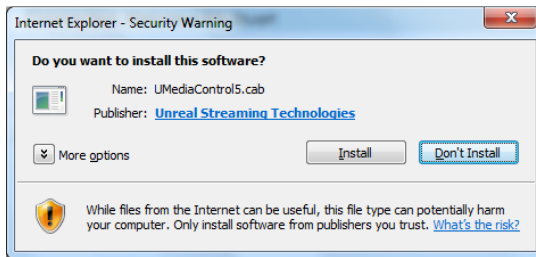


If you successfully installed Microsoft Silver Light from Step 2 you will see the loading symbol below:



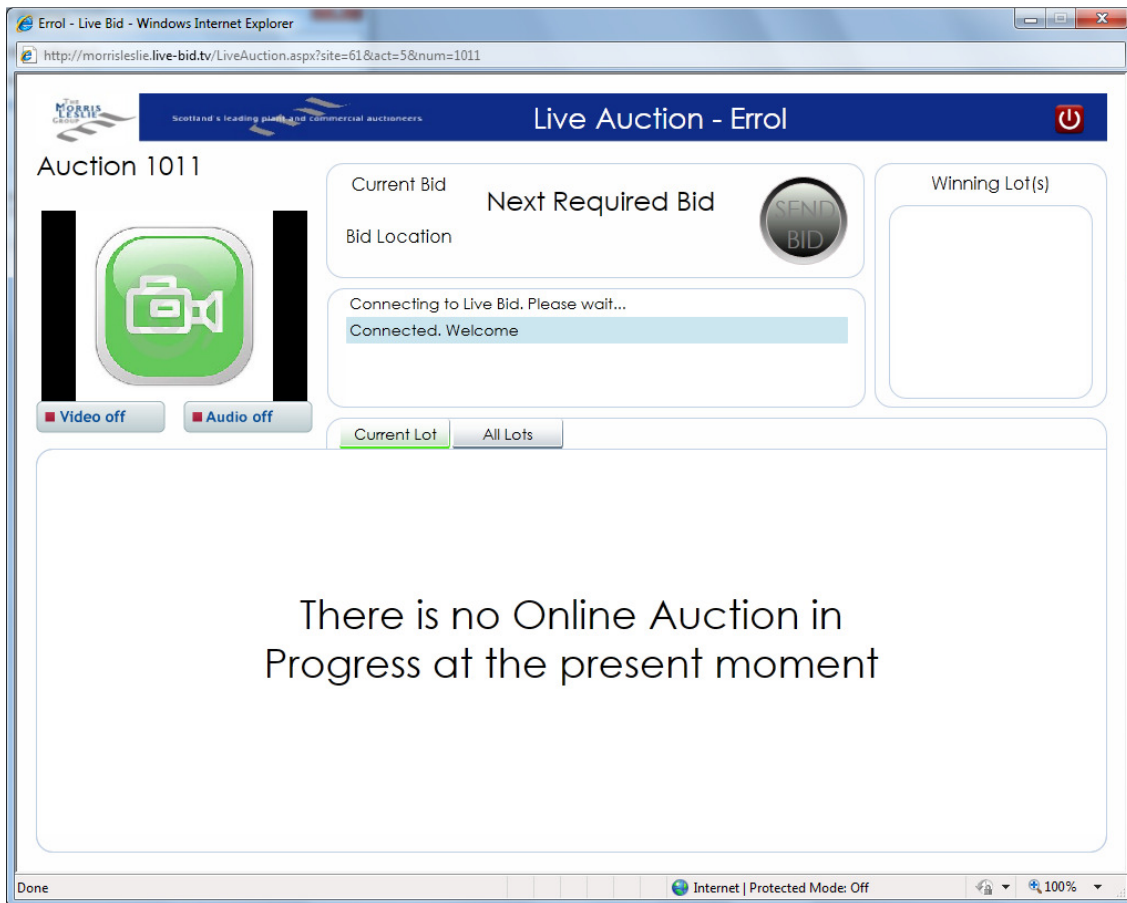
In the newly opened page you will see a yellow install bar along the top of the window. Click on this and choose Install.

Then select install



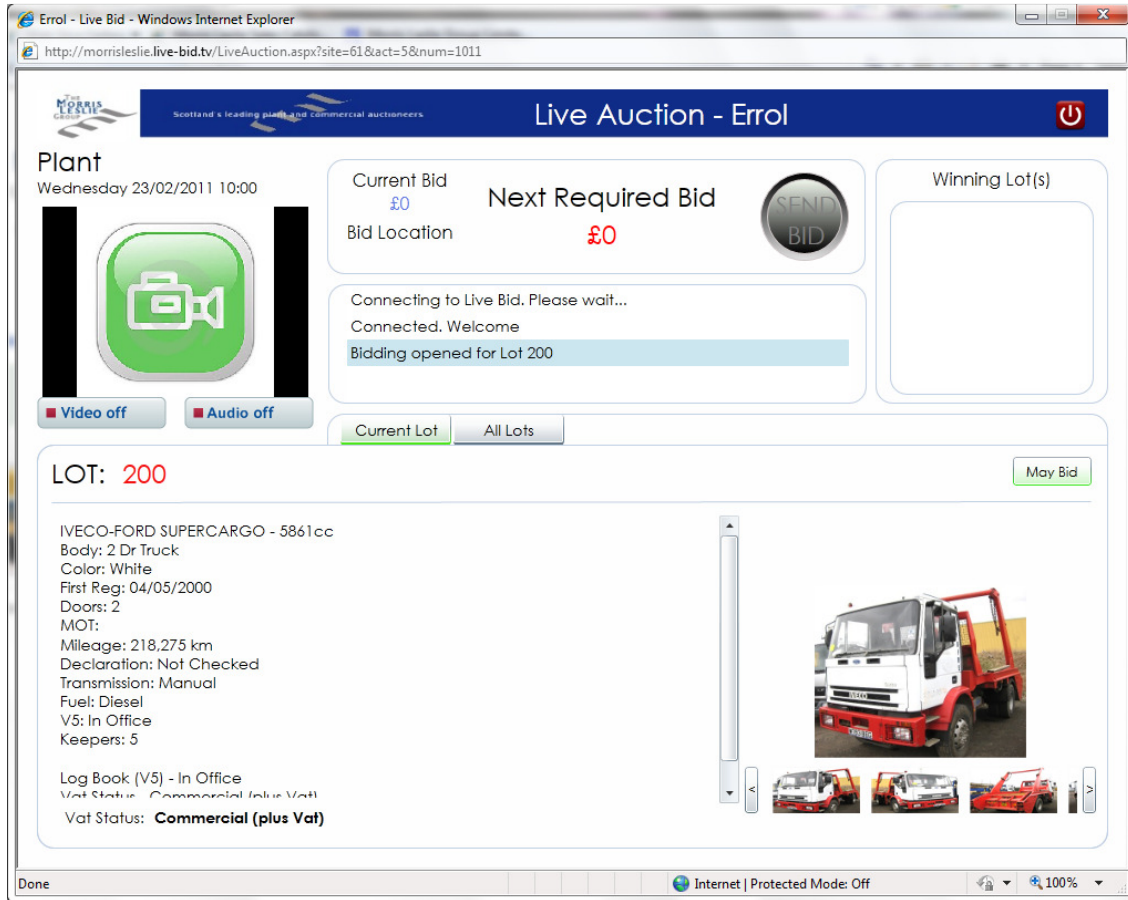
You will then see the window below.

In the top left corner you will see the video and audio options for this sale once it is ready to go live.



Step 4. On-Line Bidding

Once you have followed all the steps above and the sale has started you will see the page below.



The screenshot shows a web browser window titled "Errol - Live Bid - Windows Internet Explorer" with the URL "http://morrisleslie.live-bid.tv/LiveAuction.aspx?site=61&act=58&num=1011". The page header features the Morris Leslie logo and the text "Scotland's leading public and commercial auctioneers" and "Live Auction - Errol".

The main content area is divided into several sections:

- Plant:** Wednesday 23/02/2011 10:00. Includes a video camera icon and buttons for "Video off" and "Audio off".
- Bidding Information:** Current Bid: £0, Next Required Bid: £0. A "SEND BID" button is visible.
- Wining Lot(s):** A placeholder box for the winning lot.
- Connection Status:** "Connecting to Live Bid. Please wait...", "Connected. Welcome", and "Bidding opened for Lot 200".
- Lot Selection:** "Current Lot" and "All Lots" tabs.
- Lot 200 Details:** IVECO-FORD SUPERCARGO - 5861cc. Body: 2 Dr Truck. Color: White. First Reg: 04/05/2000. Doors: 2. MOT: Mileage: 218,275 km. Declaration: Not Checked. Transmission: Manual. Fuel: Diesel. V5: In Office. Keepers: 5. Log Book (V5) - In Office. Vat Status: Commercial (plus Vat). A "May Bid" button is present.
- Image Gallery:** A large image of the truck and a smaller gallery of similar vehicles.

The browser status bar at the bottom shows "Done", "Internet | Protected Mode: Off", and a zoom level of "100%".

Once the sale has reached the lot you wish to bid on simply click the SEND BID button once it goes GREEN to send the Next Required Bid.

You can also click on the MAY BID button to ensure the auctioneer is aware that there may be an On-Line Bidder for this lot allowing them to keep an eye on On-Line Bidding and adjust their speed accordingly to ensure you have enough time to bid if you wish to do so.